




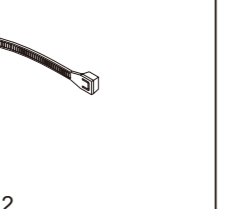
WI-LTE115-O

Outdoor 4G LTE Wireless Router with 12V DC Out
Quick Install Guide

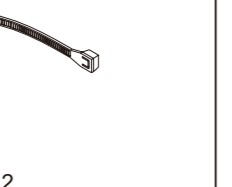
1. Package Content



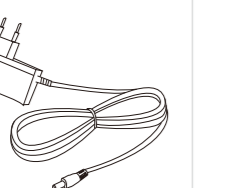
X1



X1



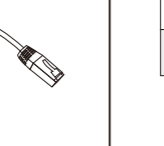
X2



X1

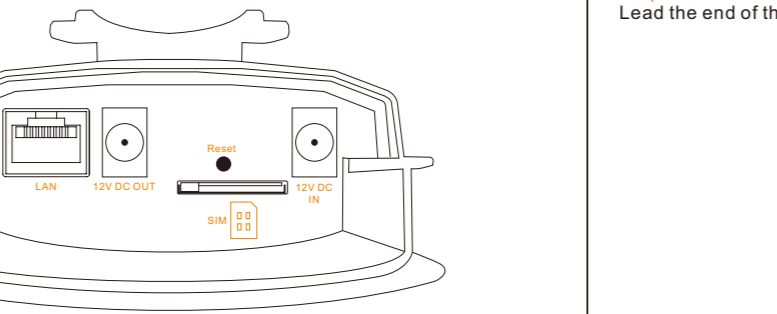


X1



X1

2. Hardware Overview

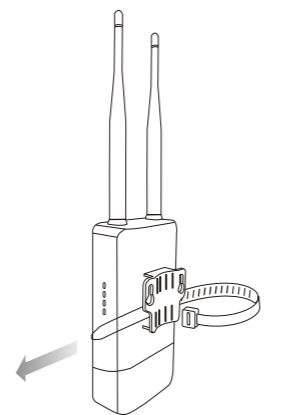


LED	Description
PWR	On: the device is powered up. Off: the device is powered off.
SYS	On: the device is running normally. Off: the device is running abnormal.
4G	On: 4G is running normally. Off: 4G is running abnormal.
LAN	On: PC or other Ethernet network device is connected. Off: No PC or other Ethernet network device is connected.

3. Mounting

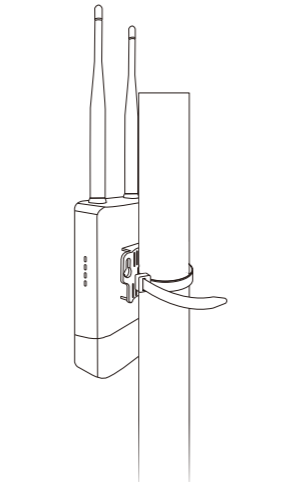
Step 1:

Lead the end of the pole mounting

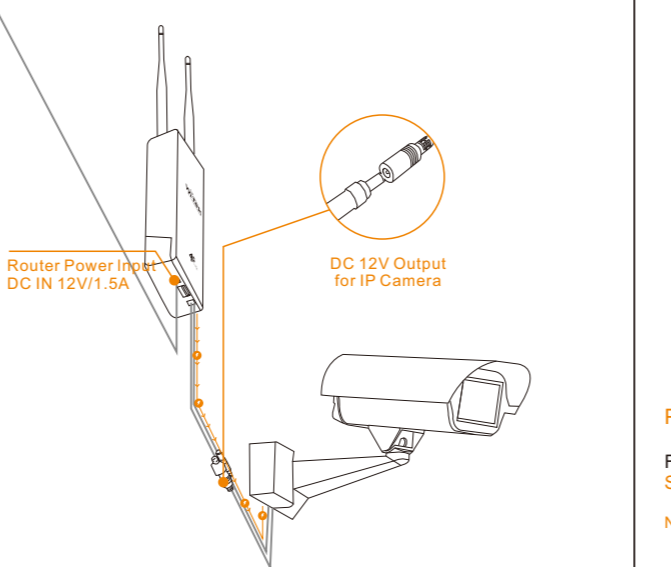


Step 2:

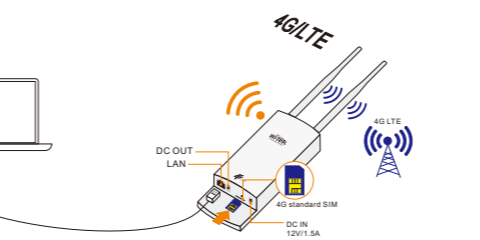
Fix the device position and wrap the pole installation strap around the pole. Pass one end through the screw block and tighten the belt until the device is secured.



4. Network Application



5. Login Method



Please connect devices according to the above topology.

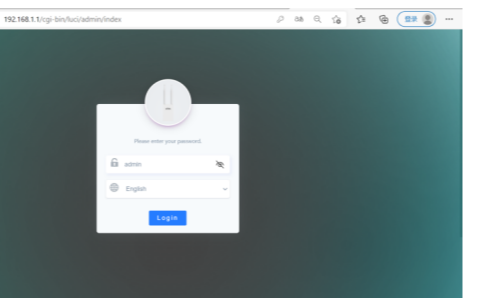
Follow the steps for quick Router configuration, using initial setup wizard:

Step 1 Connect your PC to device via Ethernet or Wireless.

Note:

Default WiFi name: WI-TEK_XXXX, Password: 88888888

Step 2 Launch your web browser then enter http://192.168.1.1 in the address bar and specify the default login key: admin.



6. Warranty Card

Username

Address

Telephone No.

Purchase Shop

Purchase Address

Product Model No.

Purchase Time

Serial No.

Dealer Signature

If the product defects within three months after purchase, we will provide you a new product of the same model.

If the product defects within the three-year warranty period, we will provide the professional maintenance service.

Proof of purchase and a complete product serial number are required to receive any services guaranteed as part of the limited warranty.

Any other defects that are not caused by workmanship or product quality, such as natural disaster, water damage, extreme thermal or environmental conditions, sticker damaged, warranty card losing will disqualify the product from limited warranty.

Technical Support

Cloud Management

Company Website

Wireless-Tek Technology Limited

Address: Biaofang Technology Building 402, Bao'an street, Baoan District, Shenzhen City, Guangdong, China

Website: www.wireless-tek.com

Tel: 86-0755-32811290

Email: sales@wireless-tek.com

Technical Support: tech@wireless-tek.com

CE FC RoHS

