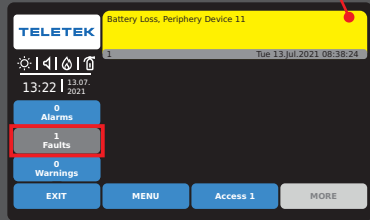


FAULT Events Review in the System

FAULT EVENT Indication

FAULT Message

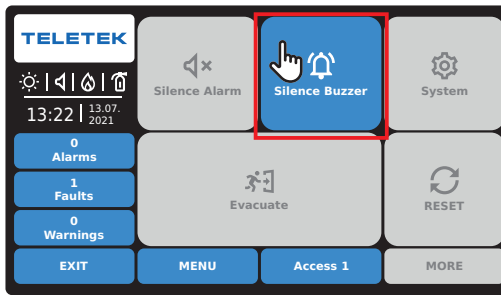
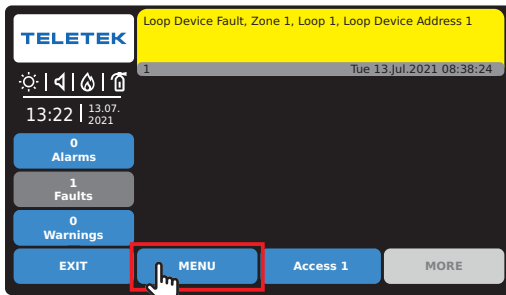
- GENERAL FIRE
- PRE ALARM
- GENERAL FAULT
- SYSTEM FAULT
- SOUNDERS SILENCED
- DELAY
- DISABLE
- TEST
- POWER ON



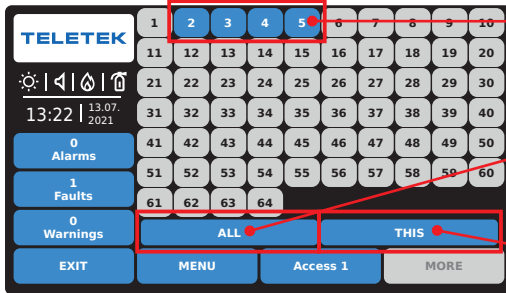
1	2	3	4	5	6	7	8
9	10	11	12	13	14	15	16
17	18	19	20	21	22	23	24
25	26	27	28	29	30	31	32
33	34	35	36	37	38	39	40
41	42	43	44	45	46	47	48
49	50	51	52	53	54	55	56
57	58	59	60	61	62	63	64
65	66	67	68	69	70	71	72
73	74	75	76	77	78	79	80
81	82	83	84	85	86	87	88
89	90	91	92	93	94	95	96

NOTE: The WARNING Messages for events are with lower priority and they are not displayed automatically from the panel!

1 FAULT EVENT  
Turn off the buzzer:



In case of Operation in Network, turn off the buzzer as choose:



Select Panel Number 1-64, press an active button for a single panel in the Network,

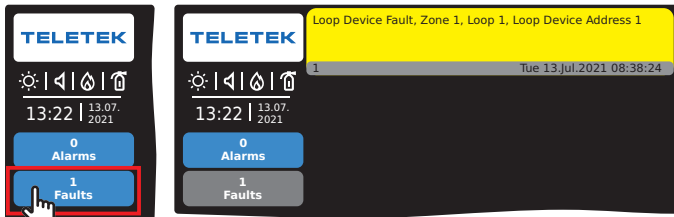
or

Select ALL available panels in the Network,

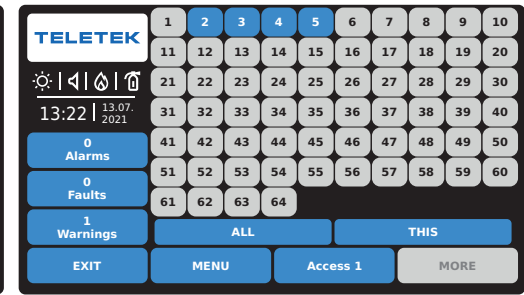
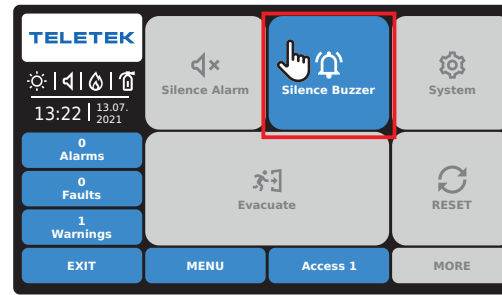
or

Select only THIS concrete panel.

Check the type of FAULT!

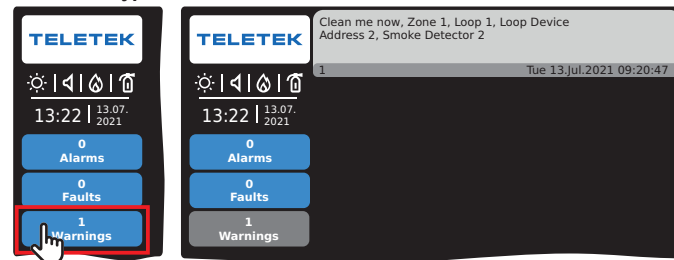


1 WARNING EVENT  
Turn off the buzzer:



In case of Operation in Network, choose the panels, where to perform Turn off Buzzer.

Check the type of WARNING!



2 Call the MAINTENANCE SERVICE and report for the type of FAULT or WARNING event:

Tel.: .....  
 Mobile: .....  
 Responsible person: .....